

C € 0123

CONTENT

1. Product Introduction	3
1.1. Product description	3
1.2. Intended Use	3
1.3. Composition and Structure	3
1.4. Working Principle	4
1.5. Range of Application	4
1.6. Contraindications	4
2. Technical parameters and conditions of use	4
2.1. Technical parameters	4
2.2. Working, transportation and storage environment	5
3. Installation and usage	5
3.1 Install the battery	5
3.2 How to replace the battery	6
3.3 Measurement unit setting	6
4. Operation method	6
4.1 Measuring body temperature	6
4.2 Memory function	7
4.3 Shutdown	7
5. Product symbol description	8
6. For technical data, please contact	9
7. Maintenance	9
8. Common Faults and Solution	10
9. Warning, Precautions and Limitations	11
10. EMC Declaration	13
11. Warranty	16
12. Packing List	16
13. warranty card	17
14. Contact information	18

Includes a thermometer that uses infrared technology to measure human body temperature. It is a non-invasive device that can be used to measure the body temperature of the forehead, pressing the measurement button. The body temperature will be displayed on screen within 1 seconds. It is simple and fast.


500

Note: The appearance of instruments and accessories are subject to the physical product.

By radiating infrared energy to the human body, accurately measure human body's temperature.

This product is suitable for people including babies, children and adults.

No.




- Power supply: DC 3V (-10%, +5%)
- Measurement range: 32.0 43.0
- Display resolution: 0.1
- Measurement accuracy:
- Within 35.0

PREVIEW

for objects with diameter over or
rain gress
the presence of flammable anesthetic
with oxygen or nitrous oxide



- Product weight: about 90g (excluding battery)
- Memory: 15 groups of results

- working environment
Temperature: 15 to 40
Humidity: 15% to 90% RH
Atmospheric pressure: 70kPa 106 kPa
- Transportation and storage environment
Temperature: -25 to +70
Humidity: 90% RH
Atmospheric pressure: 70kPa 106 kPa







This machine comes with 2 pieces of AAA batteries. Push the battery cover down
insert the battery into the battery compartment




If the screen only displays the “”, it prompts to replace the battery. When “” is displayed, it will not turn on after the automatic shutdown, please replace the battery. Insert two new AAA (No. 7) batteries. Please pay attention to the positive and negative directions and install the battery cover. The boot screen will be normal and the battery replacement is complete. If there is no response, please check the positive and negative direction of the battery and the power.

The battery with the machine is a test battery, please use new batteries when the testing institution tests.

In the shutdown state, long press the memory key “” for 2-3 seconds to enter the temperature unit conversion state, then short press the memory key “” to select “ ” and “ ” temperature units, then press the power-on measurement key “” to exit and automatically shut down .



- In the power off state, press the power button “” to power on.
- Put the probe at the position between the eyebrows, within a distance of about 3 cm (do not touch the forehead directly).





















- Press the switch measurement key “”, the medical infrared thermometer has a "di" sound prompt and displays

Table 2.Product symbol description

Symbol	Description	Symbol	Description
	Type BF applied part		Caution
	Recycle		Up
	Handle with care		Time limit for environmental concerning
	DISPOSAL: Do not dispose this product as unsorted municipal waste. Collection of such waste separately for special treatment is necessary.		Keep dry
	Manufacture		Authorized representative in the European Community
	Serial Number		Follow Instruction for use
	CE marked product		Date of Manufacture
	Medical device		



CMC Medical

screen display 	The measuring temperature is lower than 32 , which exceeds the measuring range of the machine	Please re-measure according to the instruction
screen display 	The measuring temperature is lower than 43 , which exceeds the measuring range of the machine	Please re-measure according to the instruction
screen display 	The ambient temperature is too low or too high	Please measure at 16 35 ambient temperature
screen display 	Low battery	Please replace the battery
No display or abnormal display	The battery is reversed or the machine is abnormal	Reinstall the battery, or contact your dealer

1. The measurement results are for reference only, and cannot replace the doctor's diagnosis.
Self-judgment and treatment of the measurement results is very dangerous. Please follow the doctor's advice.

ree e

renew

15. Before use, please keep the sensor and probe cavity clean.
16. When measuring, do not face the sun, air outlet of the air conditioner or heater, which will change the temperature. Please try to measure in a stable environment.
17. Under the conditions of storage regulations, the life of the product is 5 years (except for vulnerable and consumable parts).



The ME EQUIPMENT is suitable for home and healthcare environments

Don't use active HF surgical equipment and the RF shielded room of an MR system for magnetic resonance imaging, where the intensity of EM disturbances is high.

Use of this equipment adjacent to or stacked with other equipment should be avoided because it could result in improper operation. If such use is necessary, this equipment and the other equipment should be observed to verify that they are operating normally.

Use of accessories, transducers and cables other than those specified or provided by the manufacturer of this equipment could result in increased electromagnetic emissions or decreased electromagnetic immunity of this equipment and result in improper operation.”

Portable RF communications equipment (including peripherals such as antenna cables and external antennas) should be used no closer than 30 cm (12 inches) to any part of the equipment, including cables specified by the manufacturer. Otherwise, degradation of the antenna performance may occur.

Table 2:

Guidance and manufacturer's declaration - electromagnetic Immunity

Immunity Test	IEC 60601-1-2 Test level	Compliance level
Electrostatic discharge (ESD) IEC 61000-4-2	±8 kV contact ±2 kV, ±4 kV, ±8 kV, ±15 kV air	±8 kV contact ±2 kV, ±4 kV, ±8 kV, ±15 kV air
Electrical fast transient/burst IEC 61000-4-4	Not applicable	Not applicable
Surge IEC 61000-4-5	Not applicable	Not applicable
Voltage dips, short interruptions and voltage variations on power supply input lines IEC 61000-4-11	Not applicable	Not applicable
Power frequency magnetic field IEC 61000-4-8	30 A/m 50Hz/60Hz	30 A/m 50Hz/60Hz
Conducted RF IEC61000-4-6	Not applicable	Not applicable
Radiated RF IEC61000-4-3	10 V/m 80 MHz – 2,7 GHz 80 % AM at 1 kHz	10 V/m 80 MHz – 2,7 GHz 80 % AM at 1 kHz

NOTE UT is

Table 3:

Guidance and manufacturer's declaration - electromagnetic Immunity							
Radiated RF IEC61000-4-3 (Test specifications for ENCLOSURE PORT IMMUNITY to RF wireless communications equipment)	Test Frequency (MHz)	Band (MHz)	Service	Modulation	Modulation (W)	Distance (m)	IMMUNITY TEST LEVEL (V/m)
	385	380 –390	TETRA 400	Pulse modulation 18 Hz	1,8	0.3	27
	450	430 –470	GMRS 460, FRS 460	FM \pm 5 kHz deviation 1 kHz sine	2	0.3	28
	710	704 – 787	LTE Band 13, 17	Pulse modulation 217 Hz	0,2	0.3	9
	745						
	780						
	810	800–96 0	GSM 800/900, TETRA 800, iDEN 820, CDMA 850, LTE Band 5	Pulse modulation 18 Hz	2	0.3	28
	870						
	930						
	1720	1700 – 1990	GSM 1800; CDMA 1900; GSM 1900; DECT; LTE Band 1, 3, 4, 25; UMTS	Pulse modulation 217 Hz	2	0.3	28
	1845						
	1970						
	2450	2400 – 2570	Bluetooth, WLAN, 802.11 b/g/n, RFID 2450, LTE Band 7	Pulse modulation 217 Hz	2	0.3	28
	5240	5 100 – 5 800	WLAN 802.11 a/n	Pulse modulation 217 Hz	0,2	0.3	9
5500							
5785							

As long as the instrument is clean, no special maintenance is generally required. If you need service or repair, please call after-sales service.

1. This product provides one-year free maintenance service. If you need to provide circuit diagrams, necessary materials and electrical circuit troubleshooting during warranty service, please contact the manufacturer.

2. For the failure caused by the following users' personal reasons, free warranty service will not be provided:

1) Failure caused by unauthorized disassembly and modification.

2) Failure caused by accidental drop of the product.

3) Failure caused by not operating according to the instructions.

4) Failure caused by lack of reasonable maintenance.

5) Damage caused by external force.


3. Repair services outside the warranty will be charged according to regulations.

Host: 1 set

Battery: 2 pieces of No. 7 alkaline battery

Manual: 1

Qualified Certificate: 1 piece



ARGARE

OSIN D:
P.O. Box 15433, Building E6, No. 39 Ruihe Huangpu District, 51 Guangzhou C
PEOPLES REPUBLIC OF CHINA.

Tel: +86-10-23100186
Fax: +86-10-23100183
After-Sales Service Tel: +86-400-617-6839
zip code: 510710
E-mail: argare@argare.com
Web site: www.lalsim.cn



CMD Medical Devices & Drugs S.L.
Aed. D.